


# GOMAS Y JUNTAS

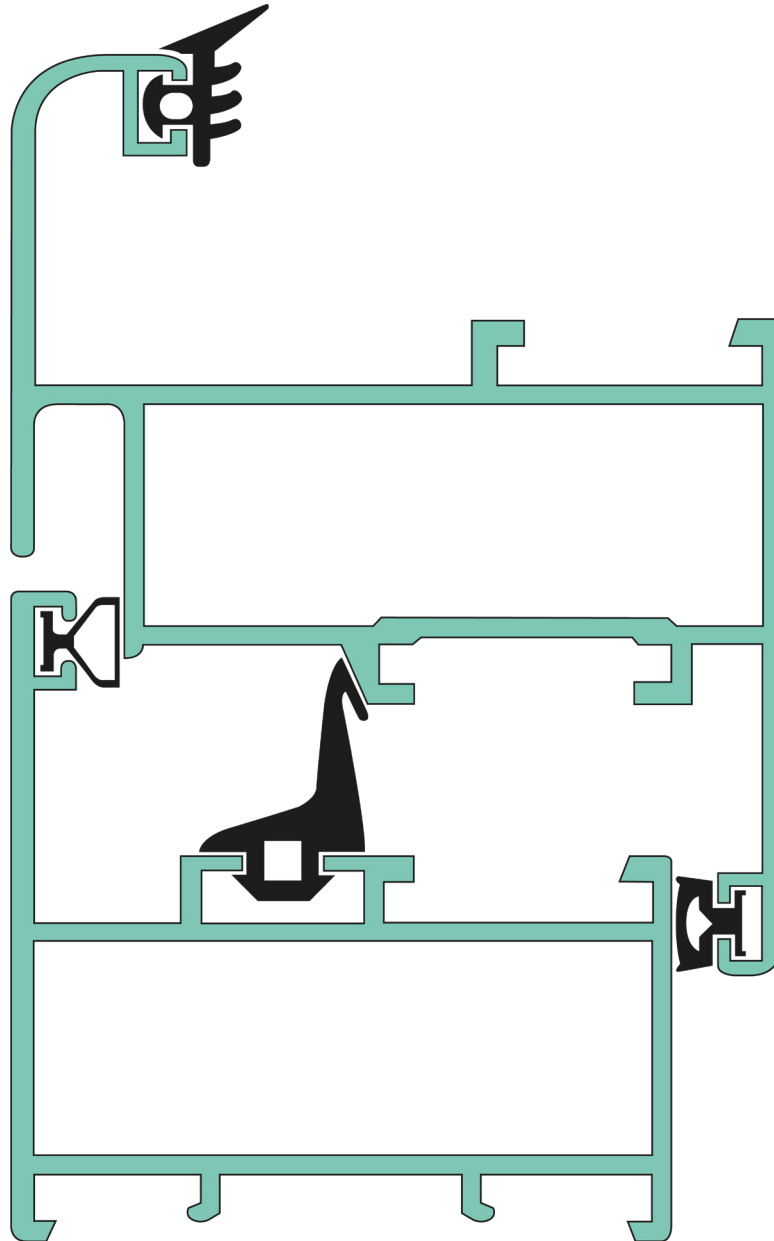
## PVC Y ALUMINIO







## EJEMPLO POSICIÓN DE LAS JUNTAS





**Juntas de acristalar ..... 5**

**SERIES:**


- **Alumed ..... 6**
- **Codeval ..... 6**
- **Grupo Sopena ..... 7**
- **Hierros Játiva ..... 7**
- **Hierros Játiva C-16 ..... 9**
- **Extol C-16 ..... 9**
- **Extrual ..... 10**
- **Aluval..... 10**
- **Sistemas Cortizo ..... 11**
- **Anicolor ..... 11**
- **Itesal ..... 13**
- **Aluminios Barcelona ..... 14**

**Juntas para mosquiteras ..... 14**

**Gomas para bancos de trabajo ..... 14**

## JUNTAS DE ACRISTALAR

	HUECO	Nº	REF.
Amarillo	2mm	80	88935
Negro	2,5mm	90	88510
Rojo	3mm	100	G2003
Blanco	4mm	120	G2004
Negro	5mm	140	G2005
Verde	6mm	180	G2006
Gris	7mm	210	G2007
Azul	8mm	230	G2008
Rosa	9mm	250	G2009
Naranja	10mm	260	G2010



2mm



3mm



4mm



5mm



6mm



7mm



8mm



9mm



10mm

## ALUMED / CODEVAL

SERIES: ALUMED 40 / TOP 40 CODEVAL

TIPO	BASE	MATERIAL	REF.
Goma junta central	---	EPDM	98500



TIPO	BASE	MATERIAL	REF.
Goma burbuja junta central	4,7mm	TPE/PVC	98501



TIPO	BASE	MATERIAL	REF.
Junta acristalar hoja	Clipada	EPDM	98502



TIPO	BASE	MATERIAL	REF.
Goma junta marco exterior	4,7mm	TPE	98503

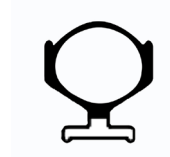


SERIES: OMEGA THERMIC E INSIGNIA ALUMED / STYL 40 Y 55 CODEVAL

TIPO	BASE	MATERIAL	REF.
Goma junta central	---	EPDM	98504



TIPO	BASE	MATERIAL	REF.
Goma burbuja junta central	4,7mm	TPE/PVC	98501



TIPO	BASE	MATERIAL	REF.
Junta acristalar hoja	Clipada	EPDM	98502



TIPO	BASE	MATERIAL	REF.
Esquinera junta central	---	---	98505





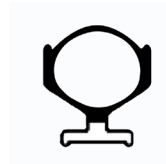
# GRUPO SOPENA / HIERROS JÁTIVA

SERIES: V-94 Y V-98

TIPO	BASE	MATERIAL	REF.
Goma junta central	---	EPDM	98506



TIPO	BASE	MATERIAL	REF.
Goma burbuja junta central	4,7mm	TPE/PVC	98501



TIPO	BASE	MATERIAL	REF.
Junta acristalar hoja	4,5mm	TPE	98507



TIPO	BASE	MATERIAL	REF.
Goma junta marco exterior	4,7mm	TPE	98503



TIPO	BASE	MATERIAL	REF.
Esquinera junta central	---	---	98505



SERIES: V-98RT/45 Y 98RT/54

TIPO	BASE	MATERIAL	REF.
Goma junta central	---	EPDM	98509



TIPO	BASE	MATERIAL	REF.
Goma burbuja junta central	4,7mm	TPE/PVC	98501



TIPO	BASE	MATERIAL	REF.
Junta acristalar hoja	4,5mm	TPE	98507



TIPO	BASE	MATERIAL	REF.
Goma junta marco exterior	4,7mm	TPE	98503



TIPO	BASE	MATERIAL	REF.
Esquinera junta central	---	---	98510



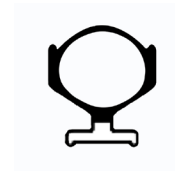
# GRUPO SOPENA / HIERROS JÁTIVA

SERIES: V-98RT / 67

TIPO	BASE	MATERIAL	REF.
Goma junta central	---	EPDM	98511



TIPO	BASE	MATERIAL	REF.
Goma burbuja junta central	4,7mm	TPE/PVC	98501



TIPO	BASE	MATERIAL	REF.
Junta acristalar hoja	4,5mm	TPE	98507



TIPO	BASE	MATERIAL	REF.
Goma junta marco exterior	4,7mm	TPE	98503



TIPO	BASE	MATERIAL	REF.
Esquinera junta central	---	---	98513





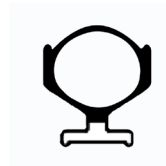
# HIERROS JÁTIVA C-16 / EXTOL C-16

SERIES: CANAL 16-45 / CANAL 16 RPT 50

TIPO	BASE	MATERIAL	REF.
Goma junta central	---	EPDM	98516



TIPO	BASE	MATERIAL	REF.
Goma burbuja junta central	4,7mm	TPE/PVC	98501



TIPO	BASE	MATERIAL	REF.
Junta acristalar hoja	Clipada	EPDM	98502



TIPO	BASE	MATERIAL	REF.
Goma junta marco exterior	4,7mm	TPE	98503



TIPO	BASE	MATERIAL	REF.
Esquinera junta central	---	---	98517

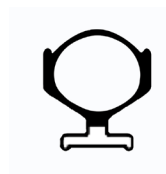


SERIES: CANAL 16 RPT 60 / CANAL 16 RPT 70 HO

TIPO	BASE	MATERIAL	REF.
Goma junta central	---	EPDM	98521



TIPO	BASE	MATERIAL	REF.
Goma burbuja junta central	4,7mm	TPE/PVC	98501



TIPO	BASE	MATERIAL	REF.
Junta acristalar hoja	Clipada	EPDM	98502



TIPO	BASE	MATERIAL	REF.
Goma junta marco exterior	4,7mm	TPE	98503



TIPO	BASE	MATERIAL	REF.
Esquinera junta central	---	---	98522



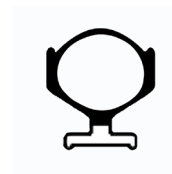
## EXTRUAL / ALUVAL

SERIES: AL-22 / AL-28

TIPO	BASE	MATERIAL	REF.
Goma junta central	---	EPDM	98523



TIPO	BASE	MATERIAL	REF.
Goma burbuja junta central	4,7mm	TPE/PVC	98501



TIPO	BASE	MATERIAL	REF.
Junta acristalar hoja	Clipada	EPDM	98502




TIPO	BASE	MATERIAL	REF.
Esquinera junta central	---	---	98525



SERIES: AL-25 / AL-36

TIPO	BASE	MATERIAL	REF.
Goma junta central	---	EPDM	98526



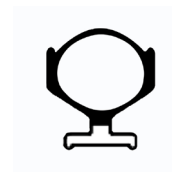
TIPO	BASE	MATERIAL	REF.
Goma junta central	---	EPDM	98527



TIPO	BASE	MATERIAL	REF.
Junta acristalar hoja	Clipada	EPDM	98502



TIPO	BASE	MATERIAL	REF.
Goma burbuja junta central	4,7mm	TPE/PVC	98501



TIPO	BASE	MATERIAL	REF.
Esquinera junta central	---	---	98528



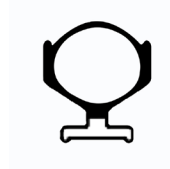
## SISTEMAS CORTIZO / ANICOLOR

SERIES: 2300 CORTIZO / AZ ANICOLOR / AX ANICOLOR

TIPO	BASE	MATERIAL	REF.
Goma junta central	---	EPDM	98529



TIPO	BASE	MATERIAL	REF.
Goma burbuja junta central	5,5mm	TPE/PVC	98532



TIPO	BASE	MATERIAL	REF.
Junta acristalar hoja	Clipada	EPDM	98531



TIPO	BASE	MATERIAL	REF.
Esquinera junta central	---	---	98533

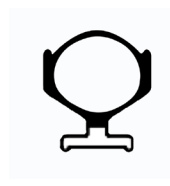


SERIES: 3000 CORTIZO / AXI ANICOLOR

TIPO	BASE	MATERIAL	REF.
Goma junta central	---	EPDM	98534



TIPO	BASE	MATERIAL	REF.
Goma burbuja junta central	5,5mm	TPE/PVC	98532



TIPO	BASE	MATERIAL	REF.
Junta acristalar hoja	Clipada	EPDM	98531



TIPO	BASE	MATERIAL	REF.
Esquinera junta central	---	---	98535



## SISTEMAS CORTIZO / ANICOLOR

SERIES: 3500 CORTIZO / ATI ANICOLOR

TIPO	BASE	MATERIAL	REF.
Goma junta central	---	EPDM	98536



TIPO	BASE	MATERIAL	REF.
Goma junta central	---	EPDM	98537



TIPO	BASE	MATERIAL	REF.
Junta acristalar hoja	Clipada	EPDM	98531



TIPO	BASE	MATERIAL	REF.
Goma burbuja junta central	5,5mm	TPE/PVC	98532



TIPO	BASE	MATERIAL	REF.
Esquinera junta central	---	---	98538



TIPO	BASE	MATERIAL	REF.
Esquinera junta central	---	---	98539



SERIES: COR-60 / AJI ANICOLOR / ARI ANICOLOR

TIPO	BASE	MATERIAL	REF.
Goma junta central	---	EPDM	98540



TIPO	BASE	MATERIAL	REF.
Goma burbuja junta central	5,5mm	TPE/PVC	98532



TIPO	BASE	MATERIAL	REF.
Junta acristalar hoja	Clipada	EPDM	98531



TIPO	BASE	MATERIAL	REF.
Esquinera junta central	---	---	98541



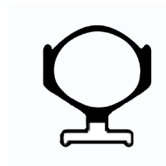
# ITESAL

SERIE: IT-40

TIPO	BASE	MATERIAL	REF.
Goma junta central	---	EPDM	98542



TIPO	BASE	MATERIAL	REF.
Goma burbuja junta central	5,5mm	TPE/PVC	98543



TIPO	BASE	MATERIAL	REF.
Junta acristalar hoja	Clipada	EPDM	98531



TIPO	BASE	MATERIAL	REF.
Goma junta marco exterior	6,8mm	TPE	98544



TIPO	BASE	MATERIAL	REF.
Esquinera junta central	---	---	98546

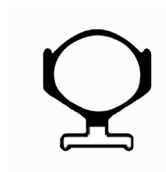


## SERIE: IT-45 RPT / IT-52 RPT / IT-61 RPT / IT-65 RPT

TIPO	BASE	MATERIAL	REF.
Goma junta central	---	EPDM	98545



TIPO	BASE	MATERIAL	REF.
Goma burbuja junta central	5,5mm	TPE/PVC	98543



TIPO	BASE	MATERIAL	REF.
Junta acristalar hoja	Clipada	EPDM	98531



TIPO	BASE	MATERIAL	REF.
Goma junta marco exterior	6,8mm	TPE	98544



TIPO	BASE	MATERIAL	REF.
Esquinera junta central	---	---	98547



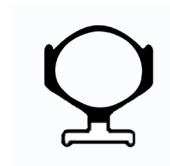
## ALIMINIOS BARCELONA

SERIES: ALBA 65 RPT CE / ALBA 65 RPT C16

TIPO	BASE	MATERIAL	REF.
Goma junta central	---	EPDM	98548



TIPO	BASE	MATERIAL	REF.
Goma burbuja junta central	5,5mm	TPE/PVC	98543



TIPO	BASE	MATERIAL	REF.
Junta acristalar hoja	Clipada	EPDM	98531




TIPO	BASE	MATERIAL	REF.
Goma junta marco exterior	6,8mm	TPE	98544



TIPO	BASE	MATERIAL	REF.
Esquinera junta central	---	---	98549



## JUNTAS PARA MOSQUITERAS



TIPO	Ø	MATERIAL	REF.
Junta mosquitera	5 mm	PVC	98550
Junta mosquitera	5,5 mm	PVC	98551
Junta mosquitera	6 mm	PVC	98552
Junta mosquitera	6,5 mm	PVC	98553
Junta mosquitera	7 mm	PVC	98554

## GOMAS PARA BANCOS DE TRABAJO



Junta blanda  
98555



Junta semirígida  
98556

TIPO	REF.
Junta blanda	98555
Junta semirígida	98556





